






GE CONCORD 4 TROUBLESHOOTING TIPS

Disarm the system Cancel an accidental alarm	DISARM Button + CODE
Arm to Level 2—STAY	STAY Button + CODE
Arm to Level 3—AWAY	AWAY Button + CODE
Check system STATUS	Press * for status, or *+* for FULL status
Send a FIRE alarm	 Press and hold FIRE button for 3 seconds
Send a EMERGENCY alarm	 Press and hold EMERGENCY button for 3 seconds
Send a POLICE alarm	 Press and hold POLICE button for 3 seconds
Arm system with NO DELAY	STAY Button + CODE + 4 AWAY Button + CODE + 4
Bypass a sensor	Indirectly STAY + CODE + # or AWAY + CODE + # Directly # + CODE + Sensor Number
Arm System w/o keypad sound	5 + STAY + CODE or 5 + AWAY + CODE
Turn keypad lights off	0 + 0
Turn Chime on / off	7 + 1
Check alarm memory	7 + 6
View Event History	8 + CODE + 8
Set TIME	9 + CODE + # + MILITARY TIME (to exit) * + 0 + 0 + #
Set DATE	9 + CODE + 021 + DD MM YY (to exit) * + 0 + 0 + #
To change MASTER CODE	9 + OLD CODE + 0320 + NEW CODE + # (to exit) * + 0 + 0 + #

MONITORING CENTER 1-800-432-1429